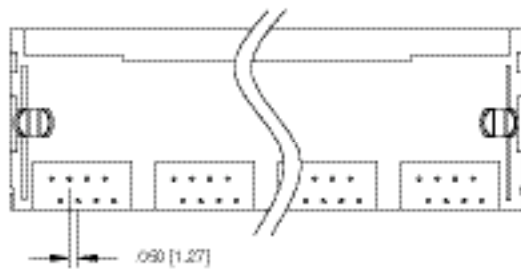
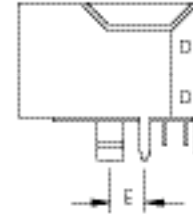
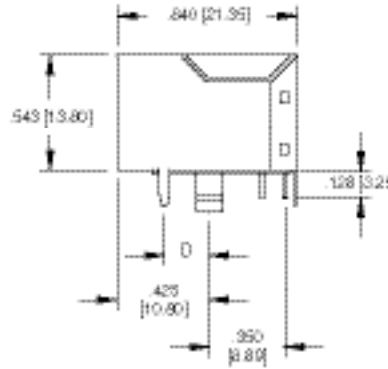
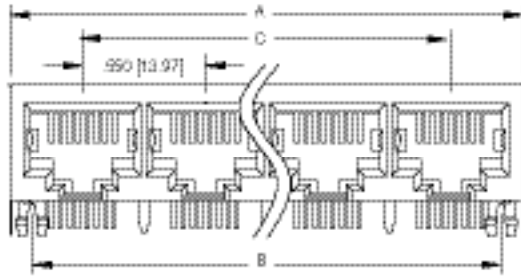



Ordering Information pg. 31

TYPE G
GANGED
8P8C



A = .550 [13.97] X (NO. OF PORTS -1) + .679 [17.27]
B = .550 [13.97] X (NO. OF PORTS -1) + .450 [11.43]
C = .550 [13.97] X NO. OF PORTS -1


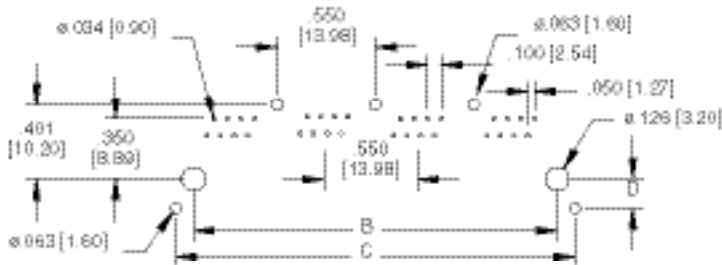
"D" DIM.
FSA = .170 [4.32]
FSB = .144 [3.65]
FSG = .180 [4.57]
FSE = .120 [3.05]



MTJG-4-88GX1-FSB

Recommended PCB Layout for shield ground pin locations specified as FSA, FSB, FSG & FSE

"D" DIM.
FSA = .170 [4.32] FSE = .120 [3.05]
FSB = .144 [3.65] FSG = .180 [4.57]



MTJG-4-88GX1-FSB-PG

Recommended PCB Layout for shield ground pin locations specified as FSD & FSR

"E" DIM.
FSD = .120 [3.05]
FSR = .144 [3.65]

